

Interviewing: August 14 - 16, 2016
Sample: 1300 Adults nationwide online
916 registered voters nationwide online



The Economist/YouGov Poll
Weekly Presidential Election Tracking

For immediate release

1 Presidential Vote Intention

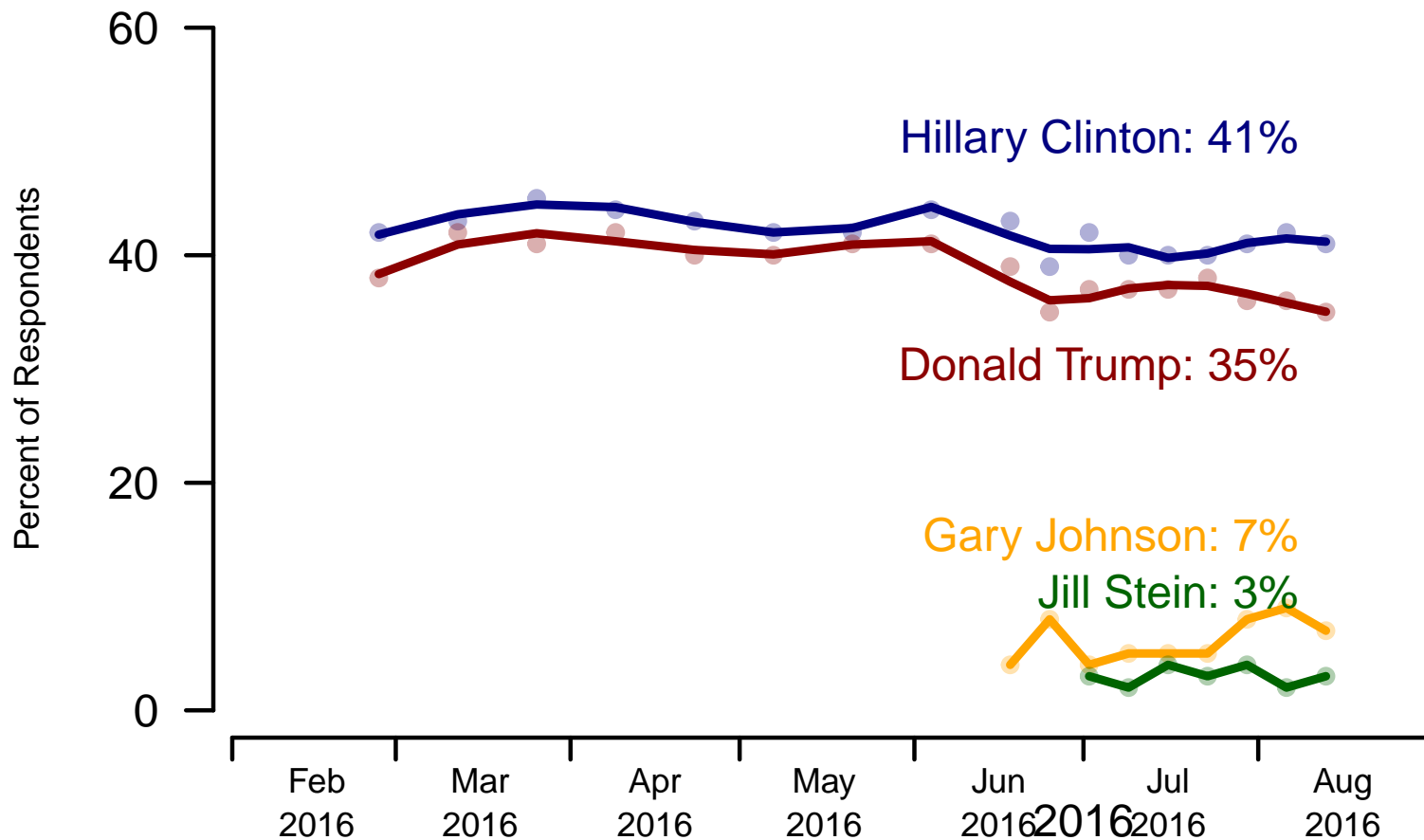
If the 2016 presidential election were being held today and the candidates were Hillary Clinton, the Democrat, Donald Trump, the Republican, Gary Johnson, the Libertarian, and Jill Stein, from the Green Party, who would you vote for? *Asked of registered voters*

	Age (4 category)					Race			Census Region			
	Total	Under 30	30-44	45-64	65+	White	Black	Hispanic	North-east	Mid-west	South	West
Hillary Clinton	41	41	45	41	38	34	76	52	44	44	39	37
Donald Trump	35	19	27	40	43	41	10	20	34	32	39	33
Gary Johnson	7	14	10	5	5	9	1	6	6	7	7	10
Jill Stein	3	8	4	2	1	4	0	5	1	5	1	6
Someone else	2	2	1	3	3	2	4	2	3	3	2	3
Not sure yet	8	15	9	5	8	10	3	3	10	6	7	11
Probably won't vote	3	1	5	4	2	2	5	11	2	3	4	1

	Party ID			Ideology			Gender		Family Income (3 category)				
	Total	Dem	Ind	Rep	Lib	Mod	Con	Male	Female	Under 50	50-100	100+	Prefer not to say
Hillary Clinton	41	83	31	4	78	43	13	35	46	42	42	45	29
Donald Trump	35	6	30	75	4	25	66	38	32	34	37	40	31
Gary Johnson	7	1	12	8	3	11	7	10	5	8	10	4	2
Jill Stein	3	2	7	0	9	2	0	4	2	2	2	3	11
Someone else	2	2	3	2	3	3	2	3	2	3	1	4	2
Not sure yet	8	4	12	9	3	13	7	6	10	10	4	4	14
Probably won't vote	3	2	4	2	1	2	4	3	2	2	3	1	11

Presidential Vote Intention

If the 2016 presidential election were being held today and the candidates were Hillary Clinton, the Democrat, Donald Trump, the Republican, Gary Johnson, the Libertarian, and Jill Stein, from the Green Party, who would you vote for?



The Economist/YouGov Poll
August 14 - 16, 2016



If the 2016 presidential election were being held today and the candidates were Hillary Clinton, the Democrat, Donald Trump, the Republican, Gary Johnson, the Libertarian, and Jill Stein, from the Green Party, who would you vote for? *Asked of registered voters*

Date	Hillary Clinton	Donald Trump	Gary Johnson	Jill Stein	Someone else	Not sure yet	Probably won't vote
August 13, 2016	41	35	7	3	2	8	3
August 6, 2016	42	36	9	2	2	6	3
July 30, 2016	41	36	8	4	2	7	2
July 23, 2016	40	38	5	3	5	7	2
July 16, 2016	40	37	5	4	3	7	3
July 9, 2016	40	37	5	2	4	9	4
July 2, 2016	42	37	4	3	4	9	2
June 25, 2016	39	35	8		7	8	3
June 18, 2016	43	39	4		7	5	2
June 4, 2016	44	41			6	6	3
May 21, 2016	42	41			7	6	4
May 7, 2016	42	40			6	7	5
April 23, 2016	43	40			5	6	7
April 9, 2016	44	42			8	0	6
March 26, 2016	45	41			6	0	7
March 12, 2016	43	42			8	0	7
February 27, 2016	42	38			6	0	14

2 Major Party Candidate Preference

Which candidate do you prefer more, Hillary Clinton or Donald Trump? *Asked of registered voters*

	Age (4 category)					Race			Census Region			
	Total	Under 30	30-44	45-64	65+	White	Black	Hispanic	North-east	Mid-west	South	West
Hillary Clinton	47	55	52	44	43	41	79	54	50	51	43	48
Donald Trump	41	30	35	45	47	48	13	26	41	37	45	39
Someone else / Not sure yet / No preference	9	14	8	7	8	10	4	9	7	9	8	12
Probably won't vote	3	1	5	4	2	2	5	11	2	3	4	1

	Party ID			Ideology			Gender		Family Income (3 category)				
	Total	Dem	Ind	Rep	Lib	Mod	Con	Male	Female	Under 50	50-100	100+	Prefer not to say
Hillary Clinton	47	87	45	5	84	53	15	42	52	48	49	47	40
Donald Trump	41	7	40	83	8	32	73	46	37	41	42	46	37
Someone else / Not sure yet / No preference	9	4	12	10	6	12	8	9	9	10	7	6	12
Probably won't vote	3	2	4	2	1	2	4	3	2	2	3	1	11

Which candidate do you prefer more, Hillary Clinton or Donald Trump? *Asked of registered voters*

Date	Hillary Clinton	Donald Trump	No preference	Probably won't vote
August 13, 2016	47	41	9	3
August 6, 2016	48	41	8	3
July 30, 2016	46	43	9	2
July 23, 2016	47	42	9	2
July 16, 2016	45	41	11	3
July 9, 2016	45	43	8	4
July 2, 2016	47	42	9	2
June 25, 2016	42	38	15	5
June 18, 2016	43	39	15	2
June 4, 2016	44	41	13	3
May 21, 2016	42	41	13	4
May 7, 2016	42	40	13	5
April 23, 2016	43	40	11	7
April 9, 2016	44	42	8	6
March 26, 2016	45	41	6	7
March 12, 2016	43	42	8	7
February 27, 2016	42	38	6	14

3 Hillary Clinton Favorability

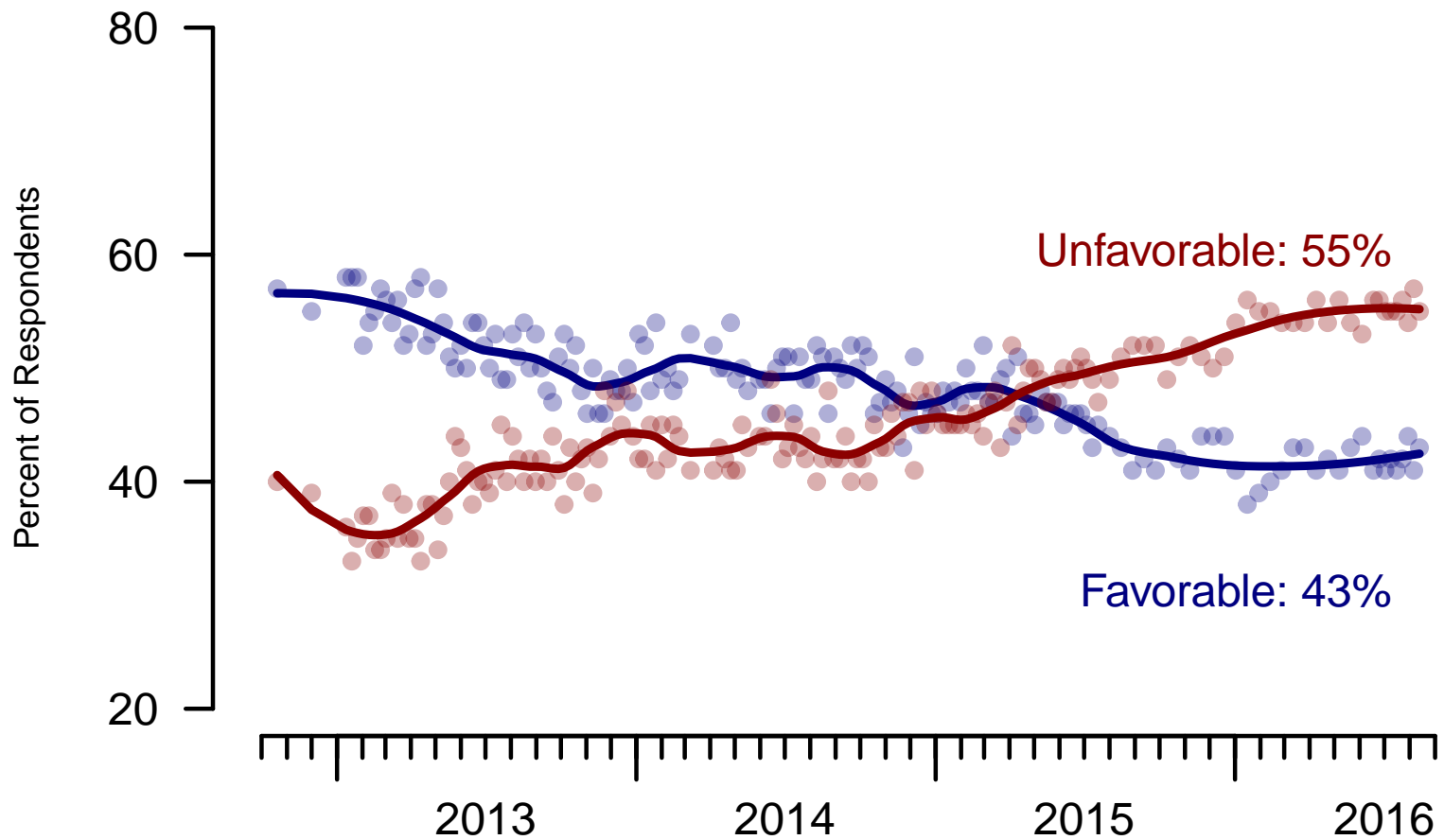
Do you have a favorable or an unfavorable opinion of Hillary Clinton?

	Age (4 category)					Race			Census Region			
	Total	Under 30	30-44	45-64	65+	White	Black	Hispanic	North-east	Mid-west	South	West
Very favorable	20	14	25	19	22	14	43	30	23	22	19	17
Somewhat favorable	23	29	28	20	19	21	29	27	19	21	24	26
Somewhat unfavorable	13	25	10	10	11	14	9	13	20	13	13	9
Very unfavorable	42	29	34	51	47	49	14	27	37	42	41	46
Don't know	2	4	3	1	2	1	5	2	2	2	3	1

	Party ID				Ideology			Gender		Family Income (3 category)			
	Total	Dem	Ind	Rep	Lib	Mod	Con	Male	Female	Under 50	50-100	100+	Prefer not to say
Very favorable	20	47	8	2	32	17	15	18	22	22	17	22	16
Somewhat favorable	23	33	25	5	38	29	6	22	24	25	21	15	27
Somewhat unfavorable	13	9	17	12	16	19	5	13	14	12	16	16	12
Very unfavorable	42	10	45	80	12	33	74	45	39	39	46	48	41
Don't know	2	1	4	0	1	3	1	2	2	3	0	0	3

Clinton Favorability

"Do you have a favorable or an unfavorable opinion of Hillary Clinton?"



Do you have a favorable or an unfavorable opinion of Hillary Clinton?

Date	Favorable	Unfavorable	Very favorable	Somewhat favorable	Somewhat unfavorable	Very unfavorable	Don't know
August 13, 2016	43	55	20	23	13	42	2
August 6, 2016	41	57	22	19	13	44	2
July 30, 2016	44	54	23	21	12	42	2
July 23, 2016	42	56	21	21	14	42	3
July 16, 2016	41	55	18	23	12	43	4
July 9, 2016	42	55	21	21	13	42	2
July 2, 2016	41	55	18	23	12	43	4
June 25, 2016	42	56	21	21	14	42	2
June 18, 2016	41	56	22	19	14	42	3
June 4, 2016	44	53	21	23	11	42	3
May 21, 2016	43	54	23	20	13	41	3
May 7, 2016	41	56	20	21	13	43	3
April 23, 2016	42	54	21	21	11	43	4
April 9, 2016	41	56	21	20	12	44	2
March 26, 2016	43	54	22	21	10	44	3
March 12, 2016	43	54	23	20	12	42	3
February 27, 2016	41	54	21	20	11	43	5
February 13, 2016	40	55	21	19	12	43	5
January 30, 2016	39	55	21	18	12	43	5
January 16, 2016	38	56	19	19	12	44	6
January 2, 2016	41	54	21	20	12	42	5
December 19, 2015	44	51	23	21	10	41	5
December 5, 2015	44	50	23	21	12	38	5
November 21, 2015	44	51	22	22	12	39	6
November 7, 2015	41	52	22	19	13	39	7
October 24, 2015	42	51	21	21	12	39	7
October 10, 2015	43	49	19	24	11	38	7
September 26, 2015	41	52	21	20	13	39	7
September 12, 2015	42	52	19	23	12	40	6
August 29, 2015	41	52	20	21	12	40	7
August 15, 2015	43	51	21	22	12	39	6
August 1, 2015	44	49	21	23	10	39	7
July 18, 2015	45	47	23	22	10	37	7
July 11, 2015	43	49	19	24	12	37	7
July 4, 2015	45	50	24	21	10	40	6

Hillary Clinton Favorability — Continued from previous page

Date	Favorable	Unfavorable	Very favorable	Somewhat favorable	Somewhat unfavorable	Very unfavorable	Don't know
June 27, 2015	46	51	22	24	11	40	4
June 20, 2015	46	50	23	23	13	37	3
June 13, 2015	46	49	25	21	13	36	4
June 6, 2015	45	50	22	23	10	40	5
May 30, 2015	47	49	24	23	11	38	4
May 23, 2015	47	47	21	26	10	37	7
May 16, 2015	47	47	23	24	10	37	5
May 9, 2015	48	49	27	21	11	38	4
May 2, 2015	45	50	23	22	13	37	5
April 25, 2015	46	50	23	23	12	38	5
April 18, 2015	46	48	25	21	10	38	5
April 11, 2015	51	45	28	23	12	33	4
April 4, 2015	44	52	23	21	11	41	4
March 28, 2015	50	47	26	24	11	36	4
March 21, 2015	49	43	25	24	8	35	8
March 14, 2015	47	48	15	32	14	34	5
March 7, 2015	47	47	16	31	16	31	7
February 28, 2015	52	44	27	25	8	36	4
February 21, 2015	48	46	25	23	12	34	7
February 14, 2015	48	45	24	24	11	34	7
February 7, 2015	50	46	24	26	15	31	5
January 31, 2015	47	45	23	24	11	34	8
January 24, 2015	48	45	21	27	12	33	7
January 17, 2015	47	45	23	24	13	32	9
January 10, 2015	48	45	22	26	10	35	7
January 3, 2015	46	46	24	22	11	35	8
December 27, 2014	46	48	22	24	12	36	7
December 20, 2014	47	45	25	22	9	36	7
December 13, 2014	45	48	21	24	11	37	7
December 6, 2014	51	41	26	25	12	29	9
November 29, 2014	46	47	22	24	12	35	6
November 22, 2014	43	47	20	23	11	36	10
November 15, 2014	48	44	26	22	14	30	8
November 8, 2014	47	46	26	21	14	32	7
November 1, 2014	49	43	23	26	11	32	8
October 25, 2014	47	43	25	22	9	34	9

Hillary Clinton Favorability — Continued from previous page

Date	Favorable	Unfavorable	Very favorable	Somewhat favorable	Somewhat unfavorable	Very unfavorable	Don't know
October 18, 2014	46	45	25	21	12	33	8
October 11, 2014	51	40	25	26	10	30	9
October 4, 2014	52	42	27	25	12	30	6
September 27, 2014	50	42	27	23	15	27	8
September 20, 2014	52	40	26	26	10	30	9
September 13, 2014	49	44	22	27	13	31	8
September 6, 2014	50	42	26	24	12	30	8
August 30, 2014	51	42	23	28	13	29	7
August 23, 2014	46	48	22	24	15	33	7
August 16, 2014	51	42	24	27	14	28	6
August 9, 2014	52	40	26	26	11	29	8
August 2, 2014	49	44	24	25	13	31	7
July 26, 2014	49	42	24	25	13	29	10
July 19, 2014	51	43	24	27	9	34	7
July 12, 2014	46	45	19	27	13	32	8
July 5, 2014	51	43	27	24	12	31	6
June 28, 2014	51	42	26	25	12	30	8
June 21, 2014	50	46	28	22	13	33	5
June 14, 2014	46	49	27	19	16	33	5
June 7, 2014	49	44	22	27	15	29	6
May 31, 2014	49	44	26	23	14	30	8
May 17, 2014	48	43	26	22	12	31	10
May 10, 2014	50	45	28	22	14	31	6
May 3, 2014	49	41	26	23	11	30	10
April 26, 2014	54	41	29	25	13	28	6
April 19, 2014	50	42	26	24	12	30	8
April 12, 2014	50	43	28	22	12	31	7
April 5, 2014	52	41	27	25	13	28	7
March 8, 2014	53	41	29	24	12	29	7
February 22, 2014	49	44	22	27	16	28	7
February 15, 2014	48	45	24	24	15	30	8
February 8, 2014	50	42	26	24	10	32	8
February 1, 2014	49	45	27	22	13	32	6
January 25, 2014	54	41	29	25	12	29	6
January 18, 2014	48	45	30	18	13	32	7
January 11, 2014	52	42	28	24	14	28	5

Hillary Clinton Favorability — Continued from previous page

Date	Favorable	Unfavorable	Very favorable	Somewhat favorable	Somewhat unfavorable	Very unfavorable	Don't know
January 4, 2014	53	42	29	24	12	30	6
December 28, 2013	47	44	28	19	12	32	8
December 21, 2013	50	48	28	22	11	37	2
December 14, 2013	48	45	26	22	11	34	6
December 7, 2013	48	47	24	24	10	37	5
November 30, 2013	49	44	28	21	12	32	7
November 23, 2013	46	48	27	19	11	37	6
November 16, 2013	46	42	26	20	12	30	13
November 9, 2013	50	39	28	22	9	30	12
November 2, 2013	46	43	26	20	11	32	11
October 26, 2013	48	42	30	18	10	32	10
October 19, 2013	52	40	30	22	11	29	8
October 12, 2013	50	43	27	23	13	30	7
October 5, 2013	53	38	30	23	12	26	9
September 28, 2013	51	41	29	22	11	30	8
September 21, 2013	47	44	26	21	11	33	10
September 14, 2013	48	40	26	22	11	29	12
September 7, 2013	50	42	27	23	11	31	8
August 31, 2013	53	40	30	23	12	28	7
August 24, 2013	50	42	26	24	10	32	8
August 17, 2013	54	40	31	23	14	26	6
August 10, 2013	51	42	31	20	12	30	7
August 3, 2013	53	44	29	24	10	34	2
July 27, 2013	49	40	26	23	9	31	11
July 20, 2013	49	45	28	21	11	34	6
July 13, 2013	53	41	29	24	11	30	7
July 6, 2013	50	39	26	24	12	27	11
June 29, 2013	52	40	30	22	11	29	9
June 22, 2013	54	40	33	21	12	28	7
June 15, 2013	54	38	33	21	12	26	8
June 8, 2013	50	41	27	23	12	29	9
June 1, 2013	52	43	29	23	13	30	5
May 25, 2013	50	44	28	22	14	30	6
May 18, 2013	51	40	29	22	13	27	9
May 11, 2013	54	37	34	20	10	27	9
May 4, 2013	57	34	30	27	13	21	9

Hillary Clinton Favorability — Continued from previous page

Date	Favorable	Unfavorable	Very favorable	Somewhat favorable	Somewhat unfavorable	Very unfavorable	Don't know
April 27, 2013	53	38	32	21	13	25	9
April 20, 2013	52	38	31	21	14	24	9
April 13, 2013	58	33	30	28	12	21	9
April 6, 2013	57	35	38	19	12	23	9
March 30, 2013	53	35	30	23	10	25	11
March 23, 2013	52	38	32	20	15	23	10
March 16, 2013	56	35	32	24	13	22	10
March 9, 2013	54	39	30	24	14	25	8
March 2, 2013	56	35	31	25	11	24	9
February 23, 2013	57	34	35	22	13	21	9
February 16, 2013	55	34	33	22	12	22	11
February 9, 2013	54	37	33	21	12	25	9
February 2, 2013	52	37	30	22	12	25	12
January 26, 2013	58	35	35	23	13	22	8
January 19, 2013	58	33	32	26	12	21	10
January 12, 2013	58	36	37	21	16	20	6
December 1, 2012	55	39	33	22	18	21	6
October 20, 2012	57	40	33	24	18	22	3

4 Donald Trump Favorability

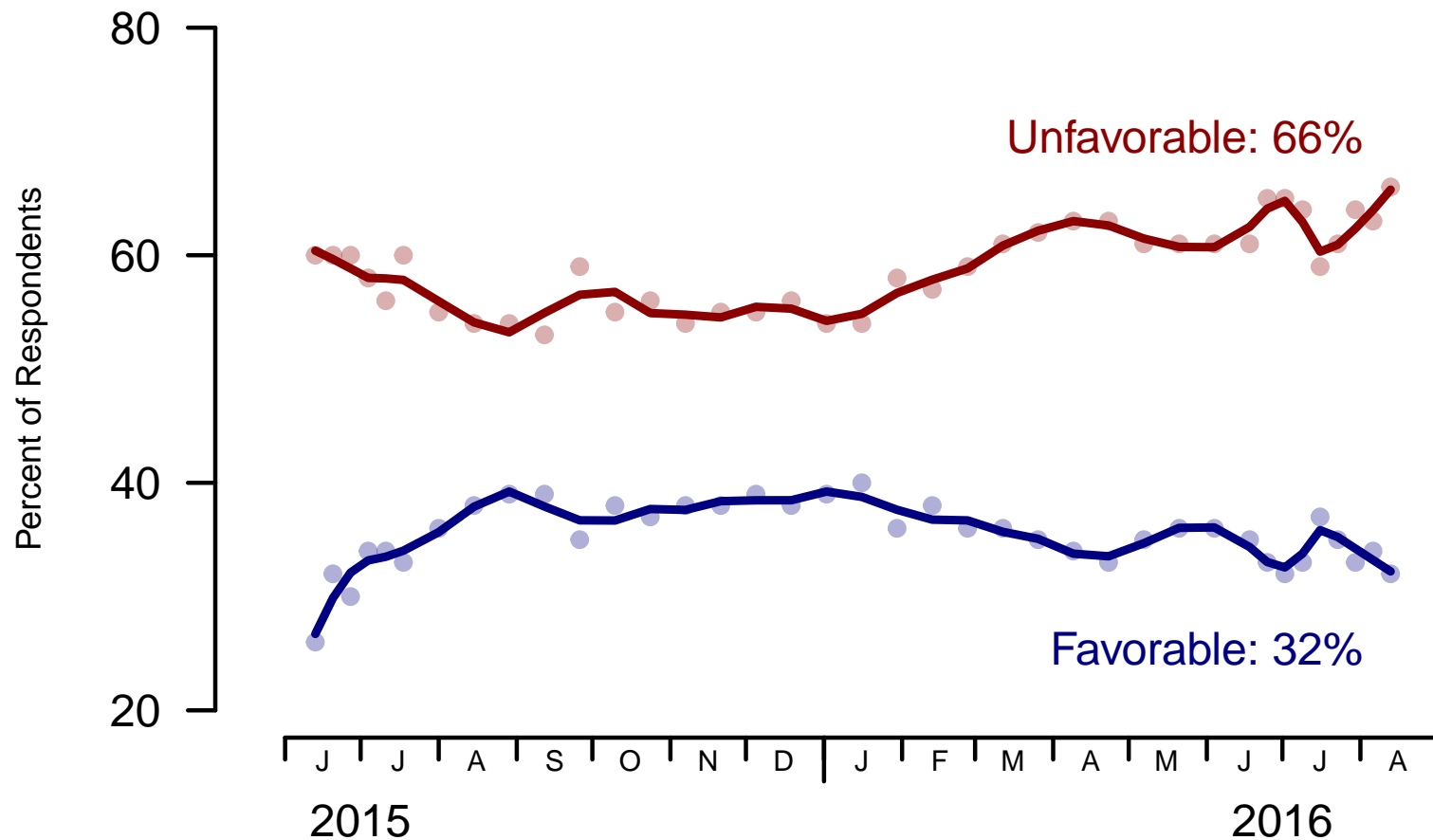
Do you have a favorable or an unfavorable opinion of Donald Trump?

	Age (4 category)					Race			Census Region			
	Total	Under 30	30-44	45-64	65+	White	Black	Hispanic	North-east	Mid-west	South	West
Very favorable	15	7	11	17	22	17	9	6	12	12	17	15
Somewhat favorable	17	16	16	18	15	19	5	15	22	17	16	12
Somewhat unfavorable	12	11	13	14	9	12	11	11	7	16	10	16
Very unfavorable	54	64	54	51	50	50	69	66	55	52	53	55
Don't know	3	2	5	0	4	2	5	2	3	2	3	1

	Party ID			Ideology			Gender		Family Income (3 category)				
	Total	Dem	Ind	Rep	Lib	Mod	Con	Male	Female	Under 50	50-100	100+	Prefer not to say
Very favorable	15	5	8	40	4	9	30	17	14	15	17	12	14
Somewhat favorable	17	5	19	28	4	17	24	19	14	17	17	18	11
Somewhat unfavorable	12	10	12	16	7	14	13	12	12	12	13	11	10
Very unfavorable	54	78	57	15	83	57	30	50	58	53	52	59	60
Don't know	3	1	4	2	2	3	2	2	3	3	2	0	5

Trump Favorability

"Do you have a favorable or an unfavorable opinion of Donald Trump?"



Do you have a favorable or an unfavorable opinion of Donald Trump?

Date	Favorable	Unfavorable	Very favorable	Somewhat favorable	Somewhat unfavorable	Very unfavorable	Don't know
August 13, 2016	32	66	15	17	12	54	3
August 6, 2016	34	63	17	17	13	50	3
July 30, 2016	33	64	17	16	15	49	3
July 23, 2016	35	61	18	17	9	52	3
July 16, 2016	37	59	20	17	10	49	4
July 9, 2016	33	64	14	19	13	51	3
July 2, 2016	32	65	17	15	12	53	4
June 25, 2016	33	65	15	18	15	50	2
June 18, 2016	35	61	16	19	12	49	3
June 4, 2016	36	61	18	18	11	50	3
May 21, 2016	36	61	21	15	12	49	3
May 7, 2016	35	61	19	16	12	49	4
April 23, 2016	33	63	18	15	12	51	3
April 9, 2016	34	63	18	16	11	52	3
March 26, 2016	35	62	18	17	11	51	3
March 12, 2016	36	61	19	17	11	50	3
February 27, 2016	36	59	20	16	13	46	5
February 13, 2016	38	57	23	15	11	46	6
January 30, 2016	36	58	21	15	13	45	6
January 16, 2016	40	54	24	16	8	46	5
January 2, 2016	39	54	23	16	10	44	7
December 19, 2015	38	56	22	16	9	47	7
December 5, 2015	39	55	23	16	11	44	7
November 21, 2015	38	55	21	17	12	43	7
November 7, 2015	38	54	20	18	11	43	8
October 24, 2015	37	56	20	17	11	45	7
October 10, 2015	38	55	20	18	13	42	7
September 26, 2015	35	59	18	17	13	46	6
September 12, 2015	39	53	20	19	11	42	7
August 29, 2015	39	54	23	16	11	43	6
August 15, 2015	38	54	20	18	11	43	8
August 1, 2015	36	55	20	16	11	44	8
July 18, 2015	33	60	17	16	16	44	7
July 11, 2015	34	56	17	17	13	43	11
July 4, 2015	34	58	18	16	12	46	9

Donald Trump Favorability — Continued from previous page

Date	Favorable	Unfavorable	Very favorable	Somewhat favorable	Somewhat unfavorable	Very unfavorable	Don't know
June 27, 2015	30	60	13	17	15	45	9
June 20, 2015	32	60	10	22	15	45	8
June 13, 2015	26	60	6	20	21	39	14

Sponsorship	<i>The Economist</i>
Fieldwork	YouGov
Interviewing Dates	August 14 - 16, 2016
Target population	U.S. citizens, aged 18 and over.
Sampling method	Respondents were selected from YouGov's opt-in Internet panel using sample matching. A random sample (stratified by age, gender, race, education, and region) was selected from the 2010 American Community Study. Voter registration was imputed from the November 2010 Current Population Survey Registration and Voting Supplement. Religion, political interest, minor party identification, and non-placement on an ideology scale, were imputed from the 2008 Pew Religion in American Life Survey.
Weighting	The sample was weighted using propensity scores based on age, gender, race, education, news interest, voter registration, and non-placement on an ideology scale. The weights range from 0.1 to 6.12, with a mean of one and a standard deviation of 1.1.
Number of respondents	1300
Margin of error	± 4.1% (adjusted for weighting)
Margin of error (Registered Voters)	± 4.1% (adjusted for weighting)
Survey mode	Web-based interviews
Full results	Available online at http://today.yougov.com/news/categories/economist/ .